



PleaseReview Documentum Connector Technical Release Note

Version 7.2 (up to 7.2.1)



Contents

Overview.....	2
Patching from a previous 7.1 version to the latest 7.2 version	3
Before Installing	3
Installing the patch.....	4
After Installing.....	4
PleaseReview 7.2 release history.....	5

Overview

This document contains technical release notes relating to the PleaseReview 7.2 Documentum System Connector and notes for patching an existing 7.2 PleaseReview system integrated with Documentum to the latest release, if any.

PleaseReview Server 7.2.1 is required to apply this patch. If you are in any doubt, please contact Ideagen support for guidance.

It is required that the PleaseReview system is integrated with Documentum before patching starts and the connection to the Documentum system is fully operational.

Note that this document only covers the Documentum System Connector. The Documentum Remoting Layer is covered in a separate release note. For each release of Documentum System Connector, the required release of the Documentum Remoting Layer is indicated.

It does not cover integrations into 3rd party systems such as CSC FirstDoc or the Generis Cara products.

Patching from a previous 7.1 version to the latest 7.2 version

This document describes how to patch a 7.1.x installation of PleaseReview Documentum Connector to the latest 7.2 release. At the bottom is a history of 7.2 releases.

To patch you should download the full Documentum release from the download site. The patch process consists of simply unpacking the download to overwrite the existing server installation directory.

Note that if you are using any of our integrations and there is a new version of the integration available, you must update the integration at the same time as the server.

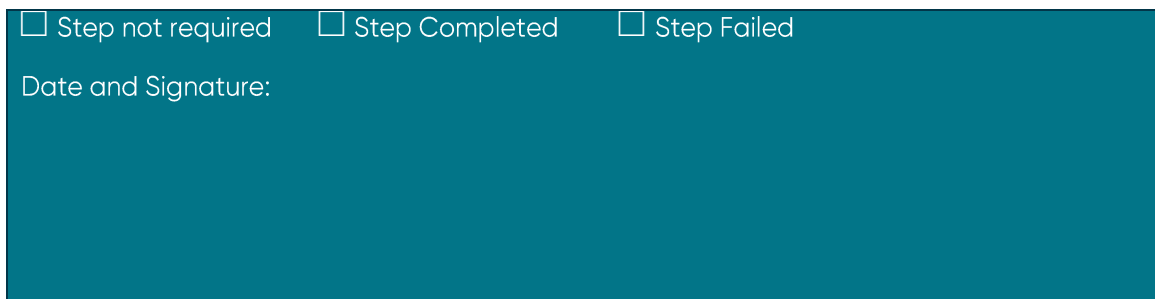
Before Installing

We recommend that you take a full backup of the PleaseReview installation directory before commencing the patch.

Before installing the patch, stop the TaraService from the services control panel. Note that it is not necessary to stop IIS but the web application will automatically restart (and all users will be disconnected) when the patch is installed.

Also stop any copies of AdminClient.exe. You may need to use Windows Task Manager and select "Show processes from all users" to make sure there are no instances of any of the following processes running:

- TaraService.exe
- AdminClient.exe



Installing the patch

Right click on the downloaded file and hit the "Properties" link. On the file properties page and tick the "Unblock" check box and hit "OK". Note that this option may not be there in all circumstances. If it is not present, then the file is already unblocked and everything is ok.

To install, extract the PleaseReview Documentum System connector zip file into a temporary directory.

All file paths below are relative to the installation room of the PleaseReview software.

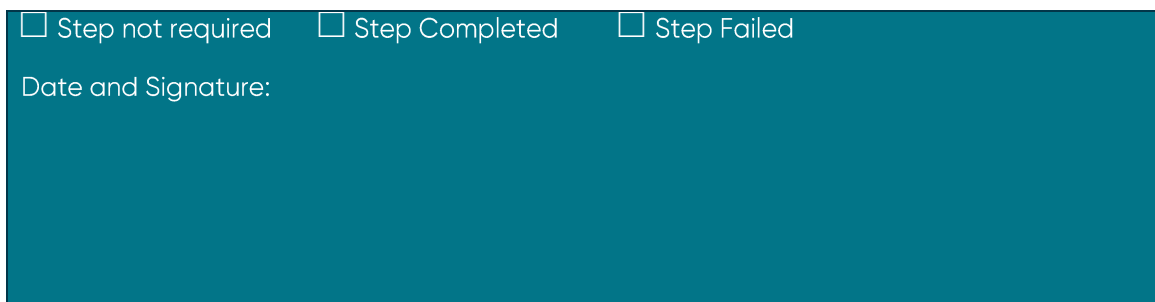
Copy the **contents** of the bin directory from the unpacked zip file into runtime/bin, overwriting existing files when prompted.

Copy the **contents** of the bin directory from the unpacked zip file into taraweb/bin, overwriting existing files when prompted.

Copy the **directory** DocumentumSystemConnectorWeb into taraweb, overwriting existing files when prompted.

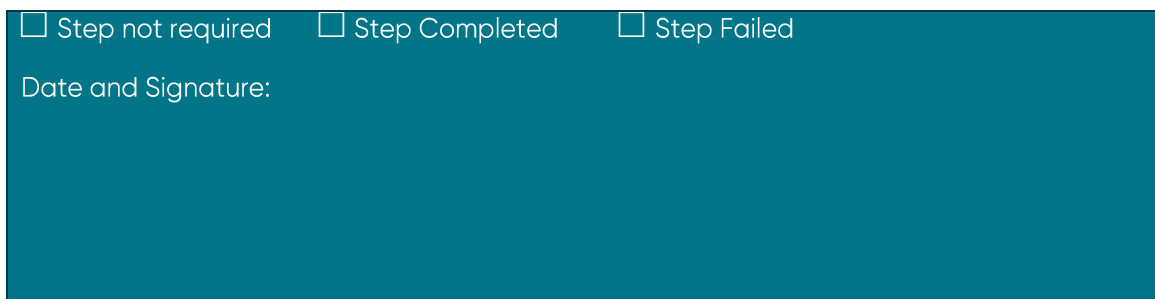
Copy the **directory** Javascript into taraweb, overwriting existing files when prompted.

Ignore the Config directory unless the release notes indicate otherwise. The files in this directory should NOT be copied into an existing PleaseReview system as they will need to manually merge if an update is required.



After Installing

Don't forget to restart the TaraService after the files have been installed.



PleaseReview 7.2 release history

Version	Release Date	Summary of patch
7.2.1	22 Sep 2022	<p>Initial 7.2 Documentum Integration release:</p> <p>Implemented new setting 'WriteAuditTrailAndAddAnnotationObjectMode' in DCTMLLogin.xml to write audit trail and annotation object to either the checked-out document or the checked in reviewed document (PR-22074, PR-22088)</p> <p>[Cara] Fixed 'Go' button display issue in Review Closeout screen (PR-27461)</p> <p>Improved error handling on complete process when document is deleted or unlocked (PR-25948, PR-25729)</p> <p>Enhance error handling for participant/document validation (PR-25392, PR-26185, PR-26186, PR-26289, PR-26408)</p>